

**Dethleffs**  
winterproof

# WARMLY RECOMMENDED

Tips & tricks  
for winter camping



❄️  
We make every  
Dethleffs motorhome  
fit for a winter holiday  
in the snow  
❄️

**Dethleffs**  
A friend of the family

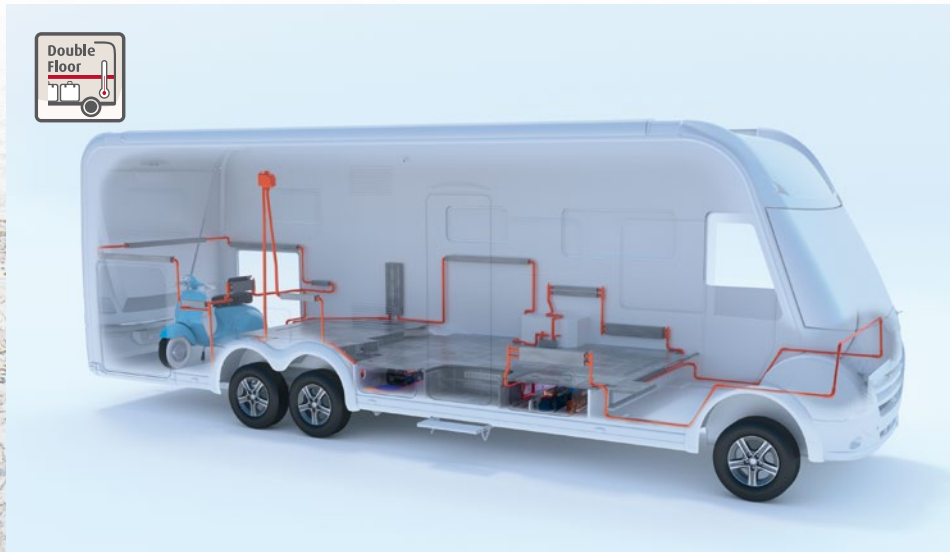
# Warmly recommended

## We'll make you winterproof

We know how to make your dream of winter camping come true – excellent wall insulation, highly breathable materials and good ventilation all ensure an excellent indoor climate. Where possible, we design the layout with the heater in the living area to ensure better heat distribution. In addition, we rely on a well thought-out design and innovative technology based on over 89 years of experience in leisure-vehicle construction. If you want to enjoy a warm and cosy winter holiday, our winterproof motorhomes with double floors and warm-water heating are a superb option – as are our Winter Comfort Packages with warm-air heating. We can make any Dethleffs motorhome winterproof!

### Winterproof as standard

For winter fans who regularly travel in icy temperatures, we recommend a standard winterproof vehicle with a double floor, such as the Trend A 7877-2, Esprit Eighty Eight, Alpa, XXL A or the Globetrotter XL I. In these vehicles, the pipes and water tank are routed inside the heated storage space to protect them from the frost. The radiant heat also serves as effective floor heating.



# Our heating systems

## Effective and powerful

### Warm-water heating

Due to their design, warm-water heaters work slower than warm-air heaters, however their advantage is that the heat is emitted more evenly. Since the convectors also transfer their heat to the furniture and the side walls, there is a pleasant radiating effect that creates a feel-good atmosphere, just like at home. And because they work without fans, they don't stir up dust or pollen – ideal for allergy sufferers. In addition, they are equipped with an automatic drain valve and shut-off valve for the bedroom. Optionally, they can also be operated via smartphone.

### Warm-air heating

Combi 6 warm-air heaters deliver 50% more heat output than a weaker Combi 4 heater. Which is why we install at least one Combi 6 warm-air heating system in every Dethleffs motorhome as standard. This particularly light and compact Combi heater ensures pleasant temperatures in our motorhomes and combines two functions in one device: heating and hot water. Inside the heater there is a ten-litre stainless steel water tank, which is also heated in winter. The water heats up more evenly and quickly thanks to the asymmetrical shape of the stainless steel container. In the summer, you can select hot water only without heating. Furthermore, our warm-air heating system is characterised by extremely low energy consumption.

### Your advantages when the mercury falls below zero!\*

- + Warm-water\*\* or warm-air heating
- + Good ventilation and highly breathable materials
- + The sleeping area can be separated from the heating circuit for maximum comfort.

\* some components are part of the optional Winter Comfort Packages

\*\* Warm-water heating





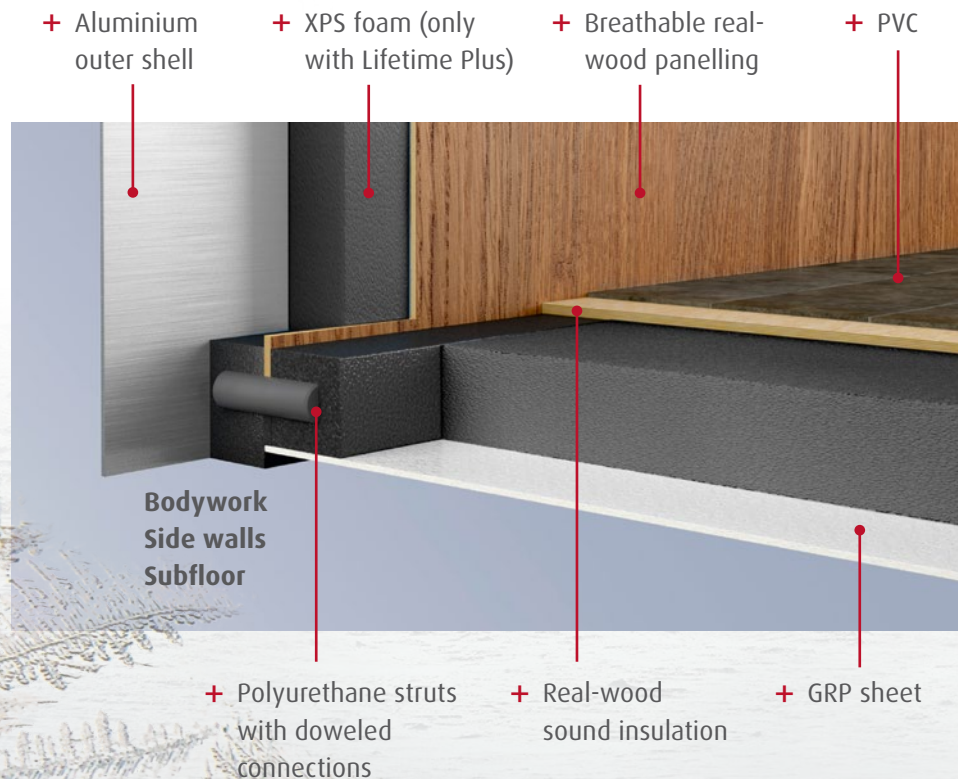
# Dethleffs Lifetime technology

Equipped for all weathers

The Allgäu is the home of harsh winters – and our home since 1931! When developing our vehicles, we take great care to ensure all areas can always be heated, including the cab, entrance area, garages, double floor and, of course, the entire living room as well as the bathroom. Traditionally, we build extremely robust, winter-ready motorhomes, taking care to ensure that even salt and snow cannot harm our Lifetime-Plus bodywork:

- + The walls, roof and floor are completely free from cold spots and wood inserts. Instead, rigid polyurethane struts ensure a high degree of torsion resistance.

- + Thick GRP (glass fibre reinforced plastic) sheets on the roof and subfloor offer protection against exterior damage due to hail, stone impacts, saltwater, etc.
- + A particularly thick layer of high-density, hydrophobic (water-repellant) XPS foam ensures excellent insulation values.
- + The wood panelling on the interior wall of the living room has a moisture-balancing and sound-insulating effect (side walls/roof: 3mm, floor: 6mm)



## Suitable for winter use – or fully winterproof?

“Suitable for winter use” means that, at an outside temperature of 0°C, the vehicle’s interior can be permanently heated to 20°C. This is the case for all production vehicles from Dethleffs. For most manufacturers, “winterproof” describes a vehicle that complies with inspection level 3 of the DIN EN 1646-1 standard. This stipulates that it must be possible to heat a completely cold vehicle from -15°C to +20°C in just four hours – with frost-free fresh water and wastewater pipes.



# Winter Comfort Packages

## Winter and weatherproof

Thanks to our Winter Comfort Packages, even our motorhomes without a double floor can be made fully winterproof. Depending on your personal preferences and comfort requirements, these packages can be combined with an electric warm-air or premium warm-water heating system. Our premium warm-water heating system creates a cosy atmosphere, just like at home – it also operates without fans and is therefore ideal for allergy sufferers. Both packages can also be expanded to include luxury equipment, such as floor heating and an additional 95Ah battery.

### Winter Comfort Package:

Electric cartridge (230V) for warm-air heating

Insulated wastewater tank

Wastewater tank and pipes are electrically heated

Insulated underfloor pipes

Switch for water pump

XPS insulation

### Winter Comfort Package Luxury

Floor heating

Additional battery (95Ah)

Carpet in cab

### Advantages of our Winter Comfort Packages:

- + Electric cartridge – this allows the warm-air heating to operate without the use of gas bottles, i.e. via pure electric operation. However, operation via gas bottles is still possible.
- + Insulated wastewater tank – since the wastewater tanks are located below the vehicle, the insulation provides optimum protection against cold and frost and ensures reduced power dissipation when the tank is heated. The fresh water tank is located inside the vehicle and is thus generally protected against the cold.
- + Insulated underfloor pipes are protected against the cold and frost, ensuring an unobstructed and even flow of water.
- + Electrically heated wastewater tanks and pipes – for optimum protection against the cold and frost. The water can be easily drained from the vehicle by electrically heating the wastewater pipes and the wastewater tank. Tank heating alone is not sufficient for this.
- + Water pump switch – this manual control prevents the pump from running dry.
- + XPS – thicker foam for superior wall and roof insulation.
- + Floor heating – this provides maximum well-being and ensures your feet are always pleasantly warm.
- + Additional battery – due to the increased demand for electrical energy in winter, an additional battery makes sense.
- + Cab carpet – the carpet in the cab provides additional insulation and creates an even greater sense of well-being and comfort when driving.



# Dethleffs indoor climate systems

For a feel-good atmosphere – even in winter

## AirPlus overhead locker ventilation

Wherever warm air cools quickly, moisture is generated – in a motorhome, this primarily occurs on the exterior walls during very cold weather. Our AirPlus system provides rear ventilation for the overhead lockers, which improves the air circulation in the room and prevents the build-up of condensation from the outset. The result is healthy interior air without mould formation or mould spots.

## Forced ventilation – measured instead of calculated

Forced ventilation in the vehicle is prescribed by law in order to prevent an excessively high CO2 content in the living space. Dethleffs engineers individually measure the optimum number and distribution of these vents for each model. While this approach is more complex than using a single, blanket calculation, it is worthwhile since it prevents too much fresh air from entering the vehicle, which can be especially unpleasant while driving.

## Blinds with an insulation coating

The window blinds used by Dethleffs not only protect from prying eyes, but also reflect the sunlight thanks to their metal coating and thus contribute to a more comfortable indoor climate.



Blinds: insulation and protection



The AirPlus system prevents the build-up of condensation



# Tips & tricks

## Stay safe on the road in winter

To ensure you don't get caught out in icy and snowy conditions, there are several things you should keep in mind:

- + Winter tyres are a "must" during the cold months of the year.
- + Always go easy on the accelerator, steering wheel and brakes on slippery roads, because even assistive technologies such as electronic stability control have their limits.
- + Always maintain sufficient distance to the vehicle ahead. Only by doing so will you have enough time to react in an emergency.
- + Particular care should be taken on bridges, roads through dense forest, and shaded, north-facing surfaces – frost and black ice may be lurking there.
- + Slow down whenever visibility is poor. A rule of thumb, if you can't see beyond 50 metres, don't drive faster than 50 km/h (30 mph).
- + Your motto should always be "see and be seen". Switch on your lights before you need to and keep headlights, indicators and sidelights free of snow and dirt.
- + Put on snow chains in due time – before you start your trip, take time to practice putting them on and removing them while under no time pressure.



Both vehicle and driver need to be properly prepared for winter camping.



## Tips & tricks

### How can I make my motorhome ready for winter?

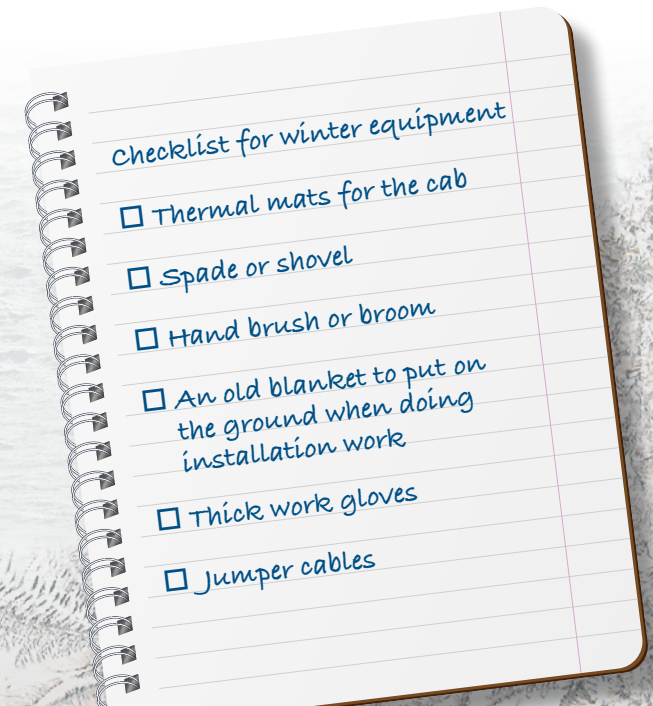
Glittering snow and enchanting winter landscapes are best enjoyed in a warm and cosy motorhome. However, to make your winter fairytale come true you need to do some preparation. Here are the most important tips for getting your vehicle in top condition for the winter.

- + Put special winter gear in your vehicle (see checklist on the right).
- + Load the vehicle carefully. It is important to keep in mind that the load on the front axle, which is usually the drive axle, should not be lightened by having too much weight in the rear; otherwise, you will lose traction.
- + Before you set off, clear snow from all windows, mirrors and headlights. Don't forget the roof: snow and ice that suddenly breaks loose from your roof can endanger others.
- + Get to your camping space in due time - if possible while there is still daylight. Book your campsite sufficiently in advance.

- + If you can avoid it, do not park your motorhome under trees covered with snow. If snow and ice are dislodged, roof fans can be damaged.
- + Driving the vehicle onto chocks or boards protects the tyres from freezing to the ground.
- + Always keep forced ventilation for the vehicle and gas systems clear; remove snow under the vehicle if necessary.
- + Keep the exhaust gas flue of the gas heating free of snow and ice.
- + Route power cables in such a way that they cannot freeze to surfaces or be damaged when removing snow.
- + Avoid introducing moisture into the interior; knock snow off clothing outside the vehicle. Briefly air out the interior by opening all doors and windows in the morning and after cooking.
- + Leave the heating and warm water boiler switched on; otherwise, frost damage or automatic draining may occur.

And then sit back and watch the driving snow with a cosy cup of tea.

Have fun!





# Tips & tricks

## Practical winter accessories



In order to improve the winter-readiness of your existing vehicle, tailor-made winter accessories are available from Dethleffs. Retailers such as Movera also offer a wide range of useful additions.

With heating systems with side-wall flues, there is the risk of condensation freezing and obstructing the exhaust air. Special **attachments (1)** prevent ice formation. If heating with gas, you are well advised to carry a reserve bottle. The only downside is if you need to change the bottle at night. The **DuoComfort (2)** automatically switches over to the full bottle for you. The lower the temperatures, the better the insulation should be. Add extra insulation to the windows with **thermal mats (3)**, especially in your motorhome's cab. Matching **dashboard insulation (4)** is also available as Dethleffs Original Accessories for low profile and coachbuilt models.



1



2




3



4



5



6

Water systems can be protected with the universal **EisEx heated cable (5)**, which is laid along the wastewater pipes and powered by the 12V supply. Please note: this requires a compatible connection as well as a suitable transformer for 230V operation. Real winter camping fans swear by floor heating. This can also be retrofitted as an electrical variant. There are also special **heating mats (6)** that can be laid under any carpet that is suitable for floor heating. They can be regulated via timer, thermostat or dimmer and are available in 12V and 230V versions.

More details are available from your Dethleffs dealer or online at [www.dethleffs-original-zubehoer.com](http://www.dethleffs-original-zubehoer.com)







Dethleffs GmbH & Co. KG  
Arist-Dethleffs-Strasse 12 | 88316 Isny, Germany  
Tel. +49 7562 987-881 | [www.dethleffs.com](http://www.dethleffs.com)

Certain features are only available  
depending on the floor plan or as an option.